

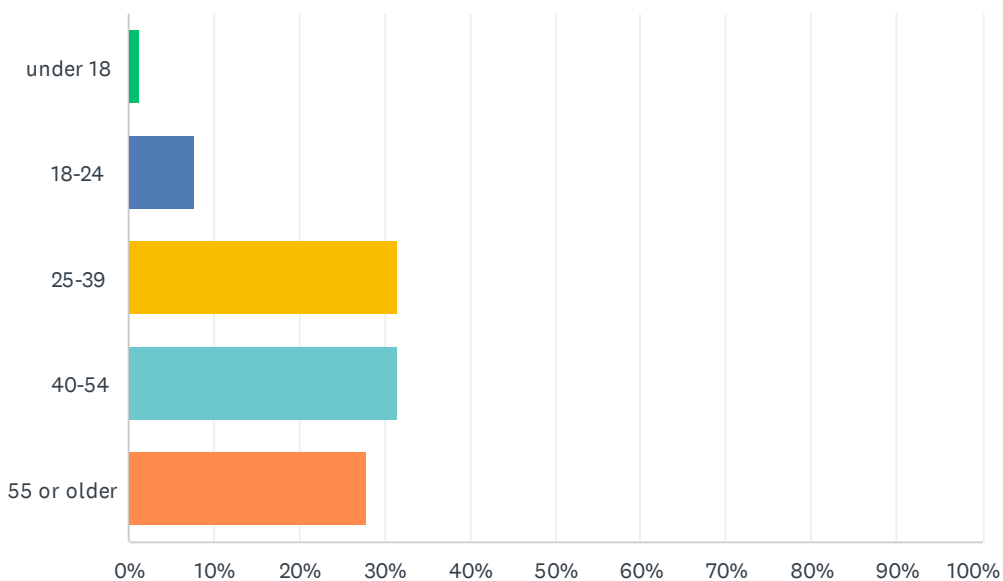
Q1 What town do you live in?

Answered: 79 Skipped: 0

ANSWER CHOICES	RESPONSES	
Belvidere	3.80%	3
Cambridge	2.53%	2
Craftsbury	3.80%	3
Eden	6.33%	5
Elmore	1.27%	1
Greensboro	0.00%	0
Hardwick	8.86%	7
Hyde Park	15.19%	12
Jeffersonville	6.33%	5
Johnson	20.25%	16
Morrisville	15.19%	12
Stannard	0.00%	0
Stowe	7.59%	6
Waterville	0.00%	0
Wolcott	5.06%	4
Woodbury	2.53%	2
Other (please specify)	1.27%	1
TOTAL		79

Q2 What is your age?

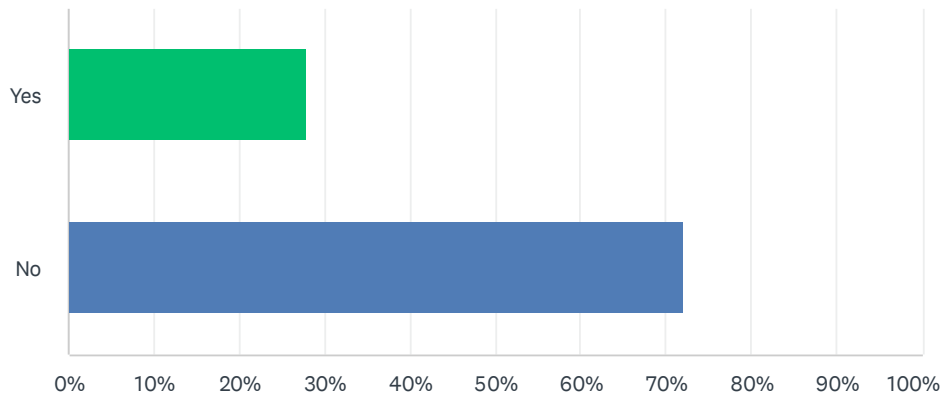
Answered: 79 Skipped: 0



ANSWER CHOICES	RESPONSES	
under 18	1.27%	1
18-24	7.59%	6
25-39	31.65%	25
40-54	31.65%	25
55 or older	27.85%	22
TOTAL		79

Q3 Are you a parent/caregiver of a youth in grades 6-12?

Answered: 79 Skipped: 0



ANSWER CHOICES	RESPONSES	
Yes	27.85%	22
No	72.15%	57
TOTAL		79

Q4 How much of a problem is underage use of the following substances in your community?

Answered: 79 Skipped: 0

	NOT A PROBLEM	A MINOR PROBLEM	A BIG PROBLEM	DON'T KNOW	TOTAL
Tobacco (combustible and smokeless)	10.26% 8	23.08% 18	26.92% 21	39.74% 31	78
Vaping/E-Cigarettes (tobacco & marijuana/cannabis)	8.97% 7	20.51% 16	41.03% 32	29.49% 23	78
Marijuana/Cannabis	15.38% 12	17.95% 14	26.92% 21	39.74% 31	78
Alcohol	6.41% 5	15.38% 12	37.18% 29	41.03% 32	78
Prescription Drugs (such as codeine, Vicodin, OxyContin, Hydrocodone, Percocet, Adderall or Ritalin)	6.49% 5	19.48% 15	23.38% 18	50.65% 39	77
Other Drugs (such as cocaine, heroin, methamphetamine, inhalants, MDMA, hallucinogens)	8.97% 7	15.38% 12	28.21% 22	47.44% 37	78

Q5 How much do the following factors lead to underage drinking?

Answered: 79 Skipped: 0

	NONE	A LITTLE	SOME	A LOT	DON'T KNOW	TOTAL
Families and parents/caregivers allow youth to drink.	3.80% 3	12.66% 10	31.65% 25	45.57% 36	6.33% 5	79
Parents/caregivers don't talk to their kids about the risks of underage drinking.	1.28% 1	6.41% 5	34.62% 27	51.28% 40	6.41% 5	78
Underage drinking is viewed by adults as a rite of passage.	8.97% 7	16.67% 13	30.77% 24	30.77% 24	12.82% 10	78
Youth do not have clear purpose or goals.	1.28% 1	12.82% 10	41.03% 32	37.18% 29	7.69% 6	78
There aren't serious consequences for underage drinking.	5.13% 4	10.26% 8	38.46% 30	33.33% 26	12.82% 10	78
There's a lot of advertising for alcohol in the community and in stores.	10.26% 8	25.64% 20	29.49% 23	24.36% 19	10.26% 8	78
Alcohol is available and promoted at community events.	10.26% 8	28.21% 22	30.77% 24	15.38% 12	15.38% 12	78
Adults are unaware of legal and financial penalties for providing alcohol to minors.	7.69% 6	25.64% 20	34.62% 27	19.23% 15	12.82% 10	78

Q6 How much do the following factors lead to underage marijuana/cannabis use?

Answered: 79 Skipped: 0

	NONE	A LITTLE	SOME	A LOT	DON'T KNOW	TOTAL
Adults accept or tolerate youth using marijuana/cannabis.	5.06% 4	15.19% 12	29.11% 23	39.24% 31	11.39% 9	79
Adults do not know that it is illegal for youth under 21 to use marijuana/cannabis.	21.79% 17	25.64% 20	33.33% 26	6.41% 5	12.82% 10	78
Youth believe it is legal for them to use marijuana/cannabis.	15.38% 12	17.95% 14	30.77% 24	21.79% 17	14.10% 11	78
Youth do not have clear purpose or goals.	2.56% 2	17.95% 14	37.18% 29	29.49% 23	12.82% 10	78
Parents/caregivers don't talk to their kids about the risks of underage marijuana/cannabis use.	1.28% 1	10.26% 8	28.21% 22	46.15% 36	14.10% 11	78
Adults do not know about the health risks of underage marijuana/cannabis use.	5.19% 4	9.09% 7	42.86% 33	35.06% 27	7.79% 6	77
It's easy for youth to get marijuana/cannabis.	1.32% 1	10.53% 8	21.05% 16	52.63% 40	14.47% 11	76

Q7 How much do the following factors lead to other underage substance use?

Answered: 79 Skipped: 0

	NONE	A LITTLE	SOME	A LOT	DON'T KNOW	TOTAL
There's a lot of advertising for vaping products in the community and in stores.	11.39% 9	20.25% 16	24.05% 19	22.78% 18	21.52% 17	79
It's easy for youth to get vaping products.	2.56% 2	12.82% 10	21.79% 17	37.18% 29	25.64% 20	78
Flavored vaping products are very appealing to youth.	2.60% 2	5.19% 4	18.18% 14	59.74% 46	14.29% 11	77
It's easy for youth to get prescription medications that were not prescribed to them.	5.13% 4	8.97% 7	30.77% 24	17.95% 14	37.18% 29	78
It's easy for youth to get drugs other than alcohol or marijuana/cannabis.	5.13% 4	6.41% 5	33.33% 26	20.51% 16	34.62% 27	78
There are no substance-free parks and youth-friendly public spaces in my community.	19.23% 15	16.67% 13	19.23% 15	17.95% 14	26.92% 21	78

Q8 How much you agree or disagree with each of the following statements about community prevention strategies?

Answered: 79 Skipped: 0

	STRONGLY AGREE	AGREE	DISAGREE	STRONG DISAGREE	DON'T KNOW	TOTAL
There are programs in my community that are working to prevent alcohol and drug misuse.	21.52% 17	46.84% 37	13.92% 11	2.53% 2	15.19% 12	79
It is easy to find and access substance use counseling in or near my community.	14.10% 11	33.33% 26	23.08% 18	5.13% 4	24.36% 19	78
My community is a supportive place for people who are in recovery from substance use disorder.	15.38% 12	42.31% 33	20.51% 16	2.56% 2	19.23% 15	78
My community cares about youth.	25.64% 20	60.26% 47	5.13% 4	1.28% 1	7.69% 6	78
My community has safe, substance-free spaces for youth.	8.97% 7	29.49% 23	30.77% 24	3.85% 3	26.92% 21	78
I support using town tax dollars to fund substance use prevention programs for youth.	33.77% 26	45.45% 35	10.39% 8	2.60% 2	7.79% 6	77
I believe enforcement of laws that prevent underage substance use should be a priority.	26.32% 20	52.63% 40	7.89% 6	6.58% 5	6.58% 5	76

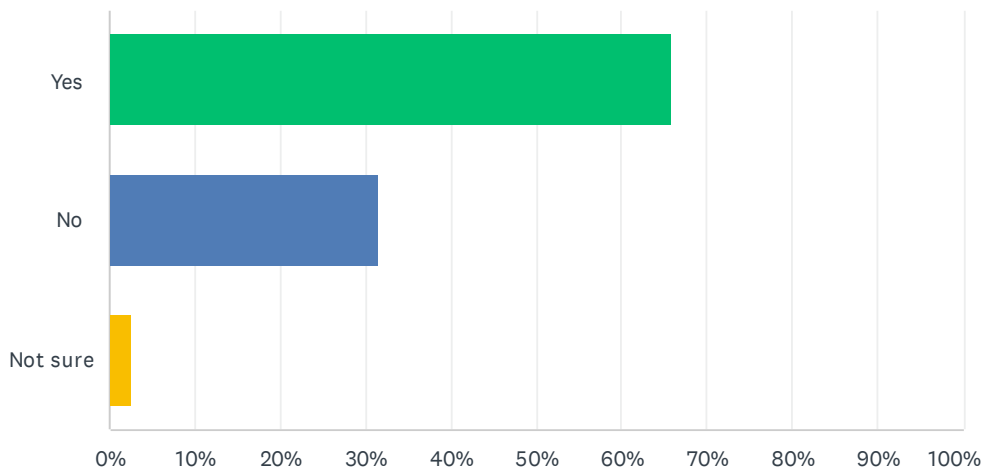
Q9 How much you agree or disagree with each of the following statements about community policy?

Answered: 79 Skipped: 0

	STRONGLY AGREE	AGREE	DISAGREE	STRONG DISAGREE	DON'T KNOW	TOTAL
I would support a policy that creates substance-free public places such as parks, beaches, and sports fields in my community.	43.04% 34	43.04% 34	7.59% 6	2.53% 2	3.80% 3	79
I would support a policy that restricts the number of alcohol retailers in my community.	19.23% 15	29.49% 23	26.92% 21	15.38% 12	8.97% 7	78
I would support a policy that restricts the number of marijuana/cannabis retailers in my community.	21.79% 17	30.77% 24	26.92% 21	12.82% 10	7.69% 6	78
I think my town should have a health and wellness committee.	30.77% 24	48.72% 38	3.85% 3	1.28% 1	15.38% 12	78

Q10 Did you know about Healthy Lamoille Valley before you took this survey?

Answered: 79 Skipped: 0



ANSWER CHOICES	RESPONSES	
Yes	65.82%	52
No	31.65%	25
Not sure	2.53%	2
TOTAL		79