

Q1 What town do you live in?

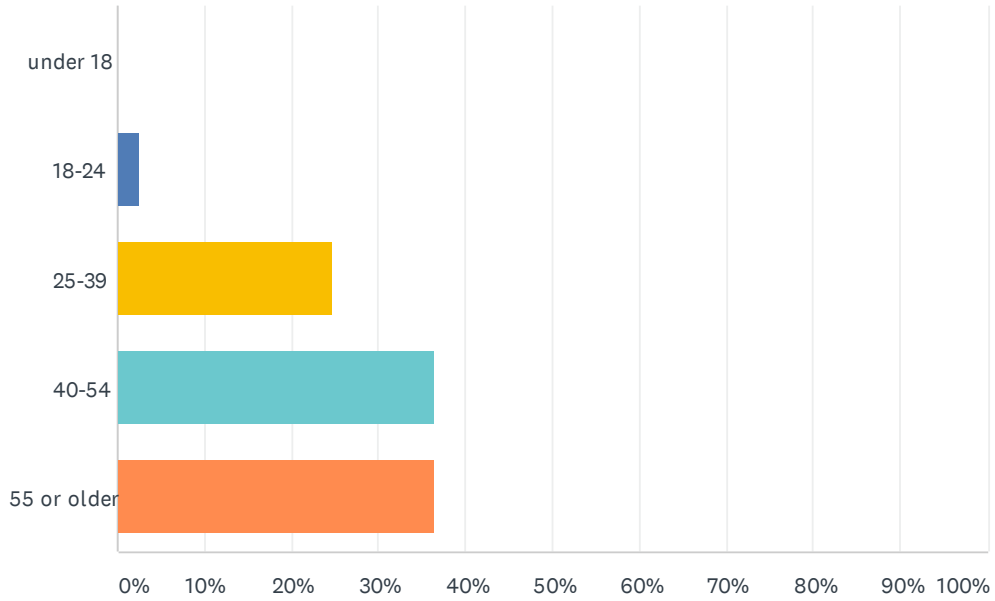
Answered: 77 Skipped: 0

ANSWER CHOICES	RESPONSES	
Belvidere	0.00%	0
Cambridge	7.79%	6
Craftsbury	6.49%	5
Eden	3.90%	3
Elmore	6.49%	5
Greensboro	2.60%	2
Hardwick	5.19%	4
Hyde Park	11.69%	9
Jeffersonville	3.90%	3
Johnson	12.99%	10
Morrisville	27.27%	21
Stannard	0.00%	0
Stowe	5.19%	4
Waterville	0.00%	0
Wolcott	3.90%	3
Woodbury	1.30%	1
Other (please specify)	1.30%	1
TOTAL		77

#	OTHER (PLEASE SPECIFY)	DATE
1	Glover	2/15/2021 9:35 AM

Q2 What is your age?

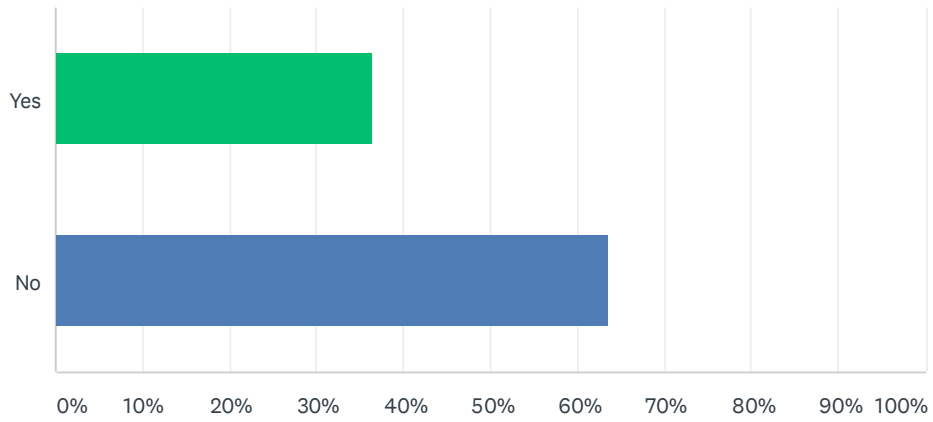
Answered: 77 Skipped: 0



ANSWER CHOICES	RESPONSES	
under 18	0.00%	0
18-24	2.60%	2
25-39	24.68%	19
40-54	36.36%	28
55 or older	36.36%	28
TOTAL		77

Q3 Are you a parent/caregiver of a youth in grades 6-12?

Answered: 77 Skipped: 0



ANSWER CHOICES	RESPONSES	
Yes	36.36%	28
No	63.64%	49
TOTAL		77

Q4 How much of a problem is youth (ages 10-21) misuse of the following substances in your community?

Answered: 77 Skipped: 0

	NOT A PROBLEM	A MINOR PROBLEM	A BIG PROBLEM	DON'T KNOW	TOTAL
Tobacco (combustible and smokeless)	5.19% 4	31.17% 24	27.27% 21	36.36% 28	77
Vaping/E-Cigarettes (Delivery system for tobacco & marijuana/cannabis)	1.30% 1	25.97% 20	38.96% 30	33.77% 26	77
Marijuana/Cannabis	9.09% 7	27.27% 21	32.47% 25	31.17% 24	77
Alcohol	2.67% 2	32.00% 24	30.67% 23	34.67% 26	75
Prescription Drugs (such as codeine, Vicodin, OxyContin, Hydrocodone, Percocet, Adderall or Ritalin)	5.19% 4	19.48% 15	23.38% 18	51.95% 40	77
Other Drugs (such as cocaine, heroin, methamphetamines, inhalants, MDMA, hallucinogens)	6.49% 5	24.68% 19	16.88% 13	51.95% 40	77

Q5 Risk factors related to underage drinking

Answered: 77 Skipped: 0

	NONE	A LITTLE	SOME	A LOT	DON'T KNOW	TOTAL
Families and parents allow youth to drink.	3.90% 3	10.39% 8	23.38% 18	42.86% 33	19.48% 15	77
Parents/guardians don't talk to their kids about the risks of underage drinking.	1.30% 1	2.60% 2	18.18% 14	59.74% 46	18.18% 14	77
Underage drinking is viewed by adults as a rite of passage.	3.90% 3	10.39% 8	19.48% 15	49.35% 38	16.88% 13	77
There aren't serious consequences for underage drinking in my community.	5.19% 4	10.39% 8	35.06% 27	27.27% 21	22.08% 17	77
There's a lot of advertising for alcohol in the community and in stores.	7.79% 6	25.97% 20	24.68% 19	31.17% 24	10.39% 8	77
Alcohol is available and promoted at community events.	19.48% 15	16.88% 13	31.17% 24	18.18% 14	14.29% 11	77
Adults are unaware of legal and financial penalties for providing alcohol to minors.	10.53% 8	31.58% 24	25.00% 19	14.47% 11	18.42% 14	76

Q6 Risk factors related to youth marijuana/cannabis use

Answered: 77 Skipped: 0

	NONE	A LITTLE	SOME	A LOT	DON'T KNOW	TOTAL
Adults in this community accept or tolerate youth marijuana/cannabis use.	2.60% 2	14.29% 11	31.17% 24	32.47% 25	19.48% 15	77
Adults in my community are not aware of the current laws in Vermont related to youth marijuana/cannabis use.	6.49% 5	20.78% 16	24.68% 19	22.08% 17	25.97% 20	77
Youth believe it is legal for them to use marijuana/cannabis.	10.39% 8	18.18% 14	23.38% 18	24.68% 19	23.38% 18	77
Parents/guardians don't talk to their kids about the risks of underage marijuana/cannabis use.	1.30% 1	7.79% 6	20.78% 16	48.05% 37	22.08% 17	77
Adults are unaware of the health consequences of youth marijuana/cannabis use.	1.30% 1	10.39% 8	33.77% 26	36.36% 28	18.18% 14	77
It's easy for youth to get marijuana/cannabis in my community.	2.63% 2	2.63% 2	27.63% 21	43.42% 33	23.68% 18	76

Q7 Risk factors related to other substances

Answered: 77 Skipped: 0

	NONE	A LITTLE	SOME	A LOT	DON'T KNOW	TOTAL
There's a lot of advertising for vaping products in the community and in stores.	9.09% 7	20.78% 16	25.97% 20	22.08% 17	22.08% 17	77
It's easy for youth to get vaping products in my community.	2.60% 2	7.79% 6	24.68% 19	25.97% 20	38.96% 30	77
Flavored vaping products are very appealing to youth.	0.00% 0	3.90% 3	11.69% 9	64.94% 50	19.48% 15	77
It's easy for youth in my community to get prescription medications that were not prescribed to them.	2.63% 2	11.84% 9	22.37% 17	17.11% 13	46.05% 35	76
There are no substance-free parks and public spaces in my community for youth.	20.78% 16	18.18% 14	14.29% 11	7.79% 6	38.96% 30	77
It's easy for youth to get other drugs in my community.	2.63% 2	10.53% 8	19.74% 15	22.37% 17	44.74% 34	76

Q8 Please tell us how much you agree or disagree with each of the following statements regarding community prevention strategies.

Answered: 77 Skipped: 0

	STRONGLY AGREE	AGREE	DISAGREE	STRONG DISAGREE	DON'T KNOW	TOTAL
I know of programs in my community that are working to prevent alcohol and drug misuse.	24.68% 19	48.05% 37	5.19% 4	5.19% 4	16.88% 13	77
It is easy to find and access substance use counseling in or near my community.	15.58% 12	48.05% 37	6.49% 5	6.49% 5	23.38% 18	77
My community is a supportive place for people who are in recovery from substance use disorder.	12.99% 10	50.65% 39	10.39% 8	3.90% 3	22.08% 17	77
My community cares for and values youth.	33.77% 26	51.95% 40	5.19% 4	2.60% 2	6.49% 5	77
My community has safe, substance-free spaces for youth.	6.49% 5	44.16% 34	16.88% 13	7.79% 6	24.68% 19	77
I feel that alcohol and other drug prevention strategies for youth are a good investment for the community.	58.44% 45	35.06% 27	2.60% 2	2.60% 2	1.30% 1	77
I support using town tax dollars to fund substance use prevention programs for youth.	46.75% 36	41.56% 32	3.90% 3	2.60% 2	5.19% 4	77
I believe enforcement of laws that prevent underage drinking should be a priority (sales to minors, providing alcohol to minors, citations for underage drinking).	45.45% 35	37.66% 29	10.39% 8	2.60% 2	3.90% 3	77
If I heard about an underage drinking party in my community, I would call the police to report it.	33.77% 26	28.57% 22	12.99% 10	5.19% 4	19.48% 15	77
I believe enforcement of laws that prohibit youth marijuana/cannabis use should be a priority.	35.06% 27	38.96% 30	12.99% 10	6.49% 5	6.49% 5	77

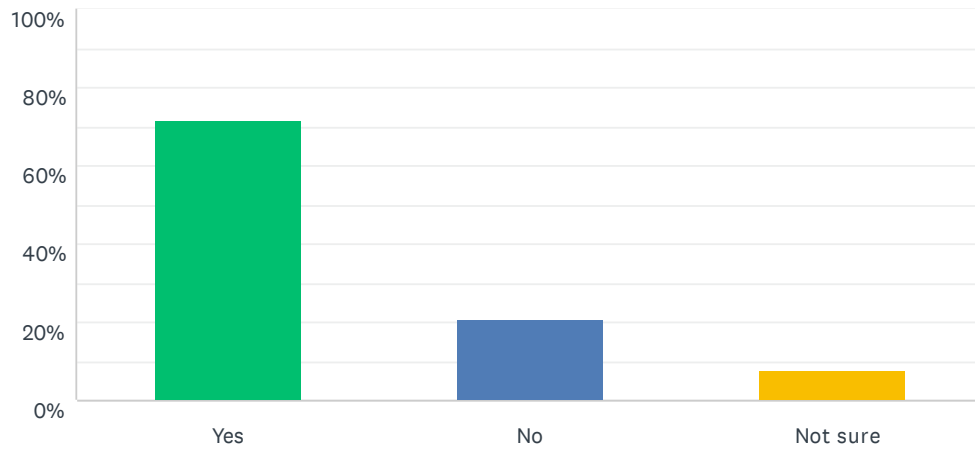
Q9 Please tell us how much you agree or disagree with each of the following statements regarding community policy.

Answered: 77 Skipped: 0

	STRONGLY AGREE	AGREE	DISAGREE	STRONG DISAGREE	DON'T KNOW	TOTAL
I would support a policy that restricts the consumption of alcoholic beverages, tobacco, and cannabis in public places such as parks, beaches, sports fields, etc. in my community.	36.36% 28	36.36% 28	16.88% 13	7.79% 6	2.60% 2	77
I would support a policy that restricts or caps the number of retailers in my community that sell alcoholic beverages.	16.88% 13	20.78% 16	32.47% 25	16.88% 13	12.99% 10	77
I would support a policy that prohibits retail sales of marijuana/cannabis in my community.	25.00% 19	19.74% 15	21.05% 16	21.05% 16	13.16% 10	76
I would support a policy that restricts flavors in tobacco products such as menthol.	46.05% 35	27.63% 21	15.79% 12	2.63% 2	7.89% 6	76
I would support a policy that restricts or caps the number of retailers in my community that sell marijuana/cannabis.	36.36% 28	32.47% 25	7.79% 6	14.29% 11	9.09% 7	77
I would support the creation of a Town Health and Wellness Committee in my community to help inform and advise town government on the health impacts of policy decisions.	38.96% 30	44.16% 34	3.90% 3	3.90% 3	9.09% 7	77

Q10 Before completing this survey, had you heard of Healthy Lamoille Valley?

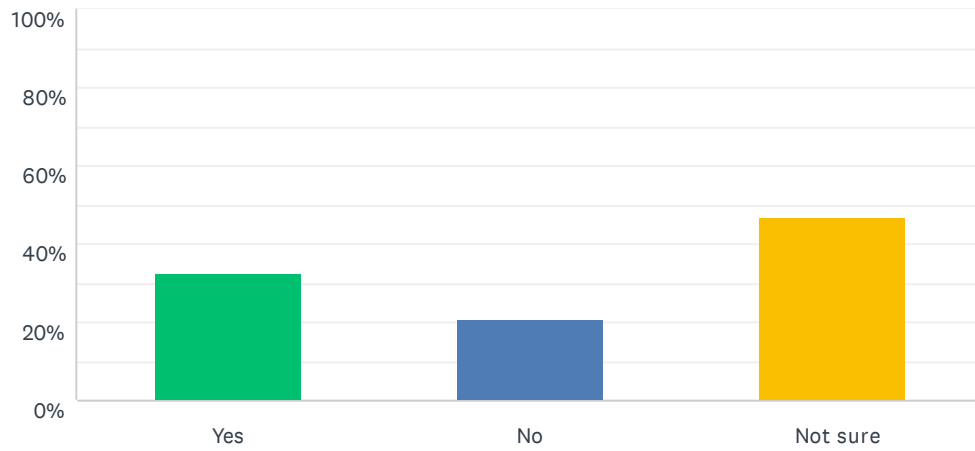
Answered: 77 Skipped: 0



ANSWER CHOICES	RESPONSES	
Yes	71.43%	55
No	20.78%	16
Not sure	7.79%	6
TOTAL		77

Q11 Since COVID-19, have you noticed an increase in substance use in your community?

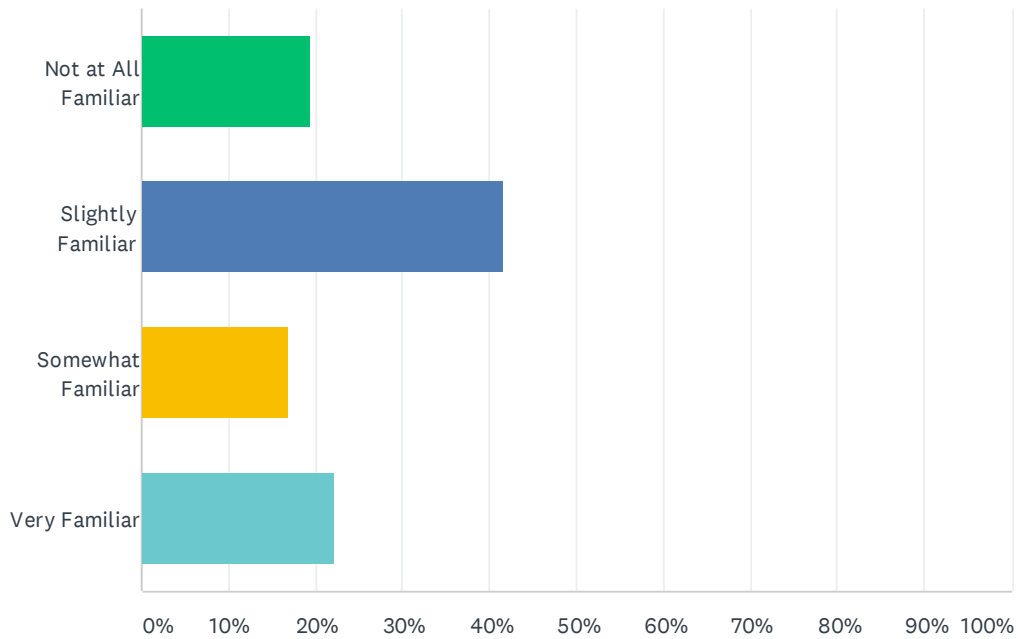
Answered: 77 Skipped: 0



ANSWER CHOICES	RESPONSES	
Yes	32.47%	25
No	20.78%	16
Not sure	46.75%	36
TOTAL		77

Q12 How familiar are you with local policies related to sales and use of alcohol, tobacco/electronic vaping products, and marijuana/cannabis?

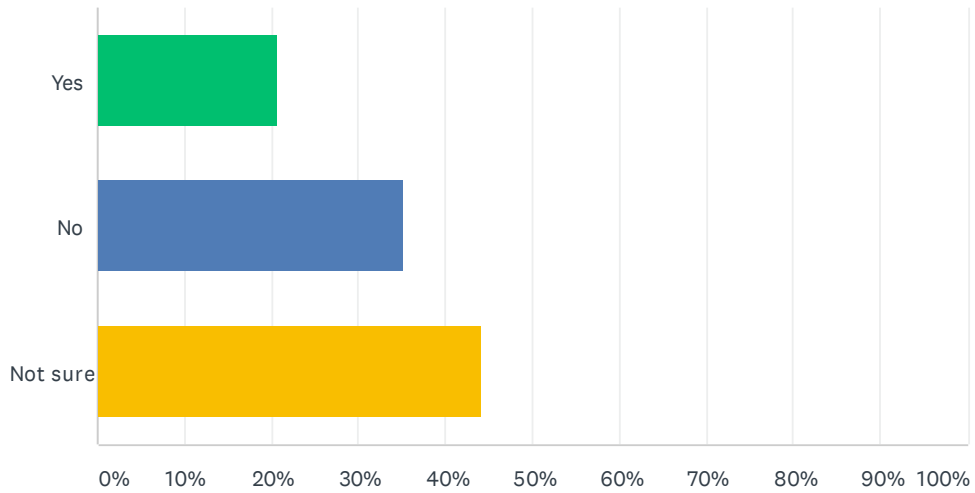
Answered: 77 Skipped: 0



ANSWER CHOICES	RESPONSES	
Not at All Familiar	19.48%	15
Slightly Familiar	41.56%	32
Somewhat Familiar	16.88%	13
Very Familiar	22.08%	17
TOTAL		77

Q13 Would you be interested in working on policy changes in your town?

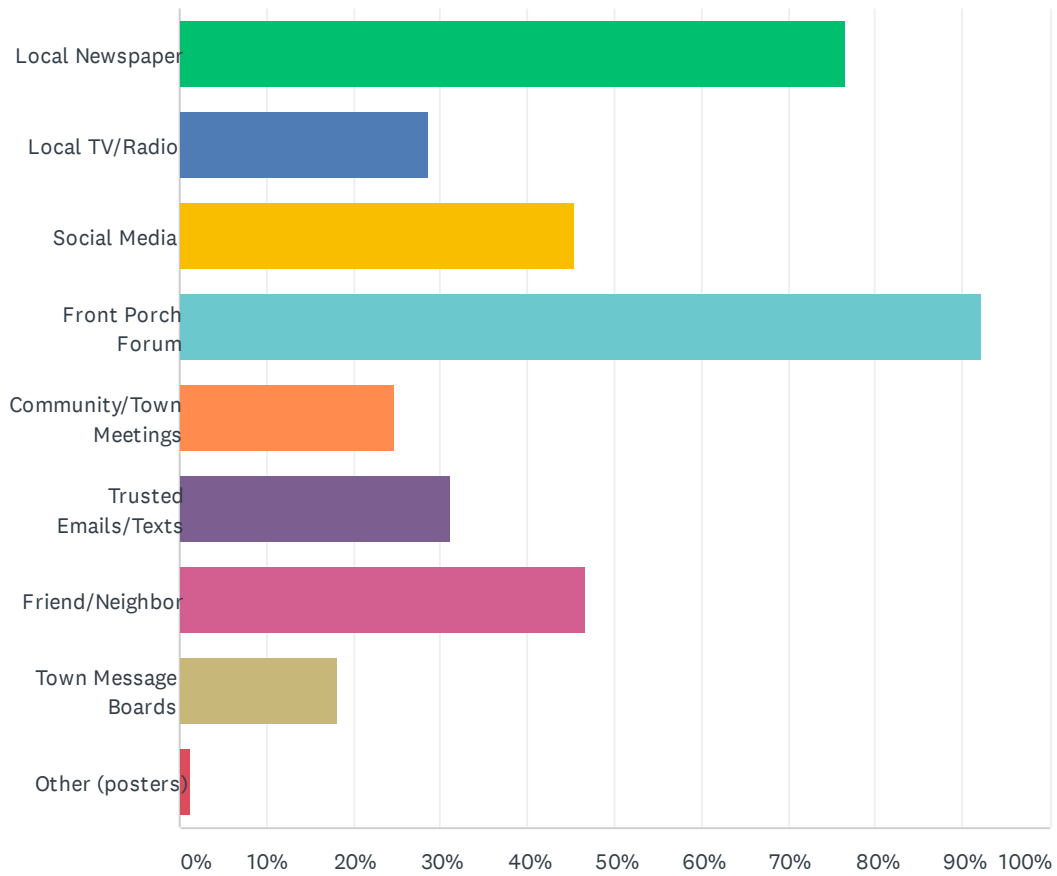
Answered: 77 Skipped: 0



ANSWER CHOICES	RESPONSES	
Yes	20.78%	16
No	35.06%	27
Not sure	44.16%	34
TOTAL		77

Q14 What are your preferred ways to get information on what is going on in your community?

Answered: 77 Skipped: 0



#	OTHER (PLEASE SPECIFY)	DATE
1	Posters around town i.e., grocery stores, coffee shops, bulletin boards i.e. next to Cafe on Main	2/27/2021 4:56 AM