



COMMUNITY AND PARENT SURVEYS




ABOUT THE SURVEYS

- administered every two years
- initially created in preparation for our Drug Free Communities Grant (DFC) application
- updated regularly to reflect current needs and trends





HOW ARE THE SURVEYS CONDUCTED?

- SurveyMonkey
 - Announced on the HLV website, social media, and newsletter
 - Front Porch Forum allows us to target the Lamoille Valley region
 - Raffle incentives
 - Available in English and Spanish starting 2025
 - 161 Lamoille Valley community members participated in 2025
- 




WHERE CAN I FIND THE SURVEY RESULTS?

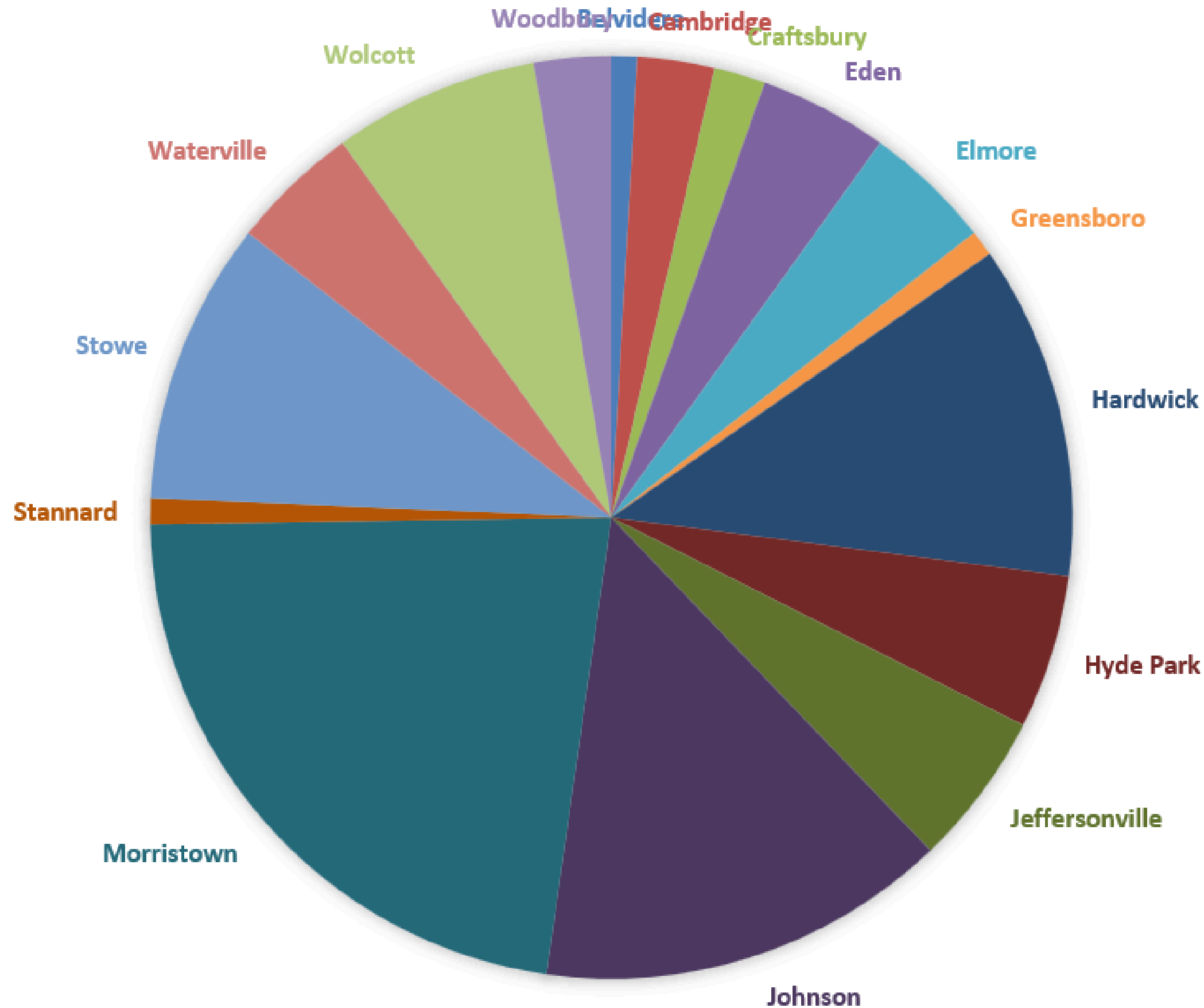
- www.healthylamoillevalley.org/data
 - Survey results from 2021, 2023, 2025
- 



WHAT'S IN THE COMMUNITY SURVEY?


- Lamoille Valley demographic questions
 - Perceived degree of underage substance use in their community
 - Perceived factors leading to underage alcohol and cannabis use
 - Perceived factors leading to other drug use
 - Assess effect of community prevention strategies
 - Assess support for public policies
- 

WHO ANSWERED THE SURVEY IN 2025?






POINTS OF CONSIDERATION

- How does our community value youth?
 - What are the messages the community sends to youth about their importance to the community?
 - How can we as a community support youth?
- 


HIGHEST RISK FACTORS LEADING TO **UNDERAGE ALCOHOL USE** **AS IDENTIFIED BY THE COMMUNITY**

- Parents/caregivers don't talk to their kids about the risks – 89%
- Families and parents/caregivers allow youth to drink – 79%
- Underage drinking is viewed by adults as a rite of passage – 79%
- Youth do not have clear purpose or goals – 79%



HIGHEST RISK FACTORS LEADING TO UNDERAGE CANNABIS USE AS IDENTIFIED BY THE COMMUNITY

- Parents/caregivers don't talk to their kids about the risks – 79%
- Adults accept or tolerate youth using cannabis – 79%
- It's easy for youth to get cannabis – 76%
- Youth do not have clear purpose or goals – 71%





COMMUNITY SURVEY TRENDS

"Parents/caregivers don't talk to their kids about the risks of alcohol."

2025

89%

2023

86%

2021

78%

"Families and parents/caregivers allow youth to drink alcohol."

2025

79%

2023

77%

2021

66%

**"Underage drinking is viewed by adults
as a rite of passage."**

2025

79%

2023

62%

2021

69%

"Youth drink alcohol because they do not have clear purpose or goals."

2025

79%

2023

78%

2021

N/A

"Parents/caregivers don't talk to their kids about the risks of underage cannabis use."

2025

79%

2023

74%

2021

69%

"Adults accept or tolerate youth using cannabis."

2025

79%

2023

68%

2021

64%

"It's easy for youth to get cannabis."

2025

76%

2023

74%

2021

71%

"Youth use cannabis because they do not have clear purpose or goals."

2025

71%

2023


67%

2021

N/A




POINTS OF CONSIDERATION

- Has the community changed its responses over time?
 - What factors might cause the responses to stay the same, reduce, or increase?
- 




WHAT'S IN THE PARENT SURVEY?

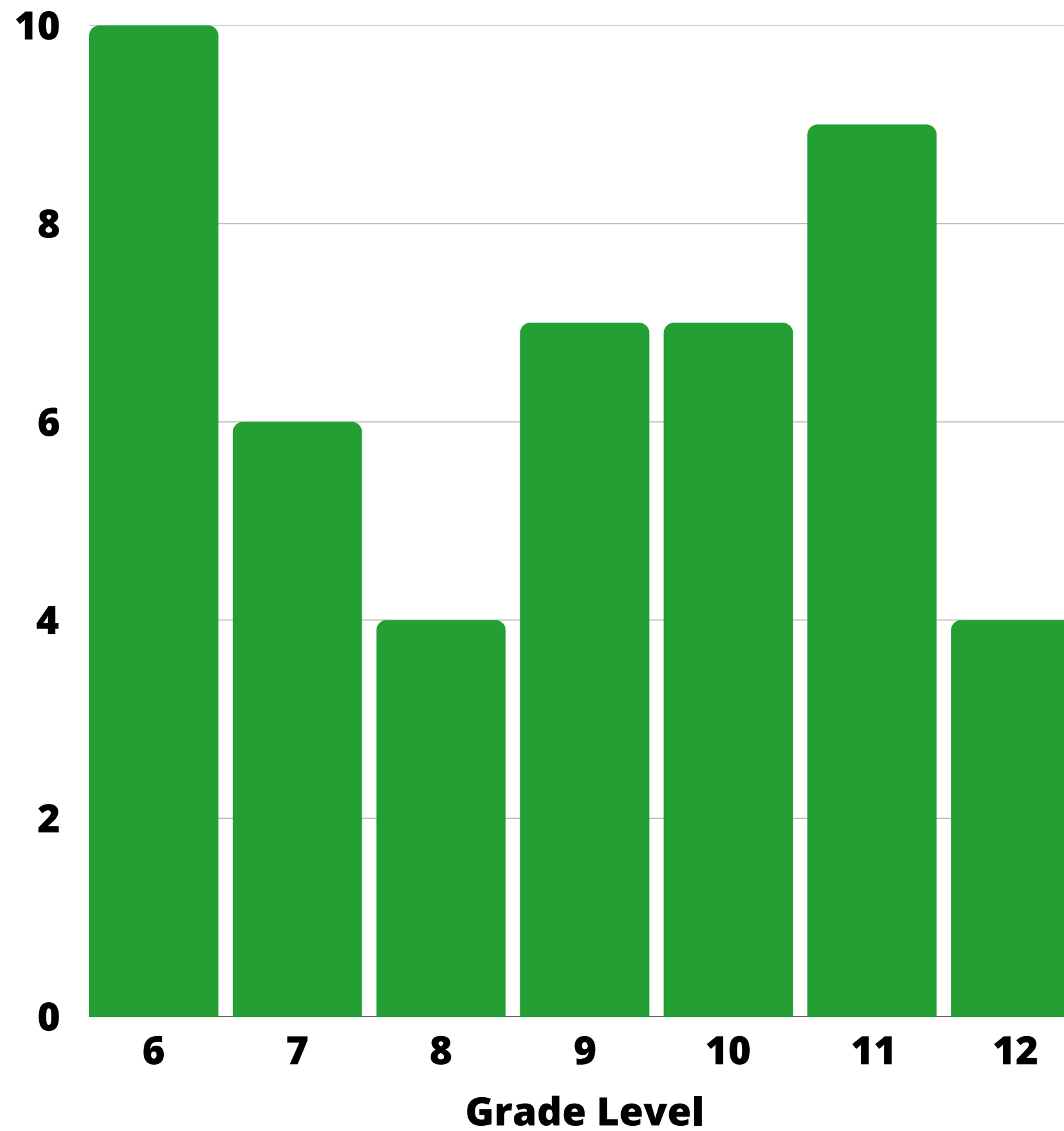
- Opinions about substances
 - Experience talking to their children about substances
 - Perceptions about underage substance use
 - Experience with safe storage and youth access
 - Parent Survey provides a snapshot in time that we can compare with the Community Survey
- 



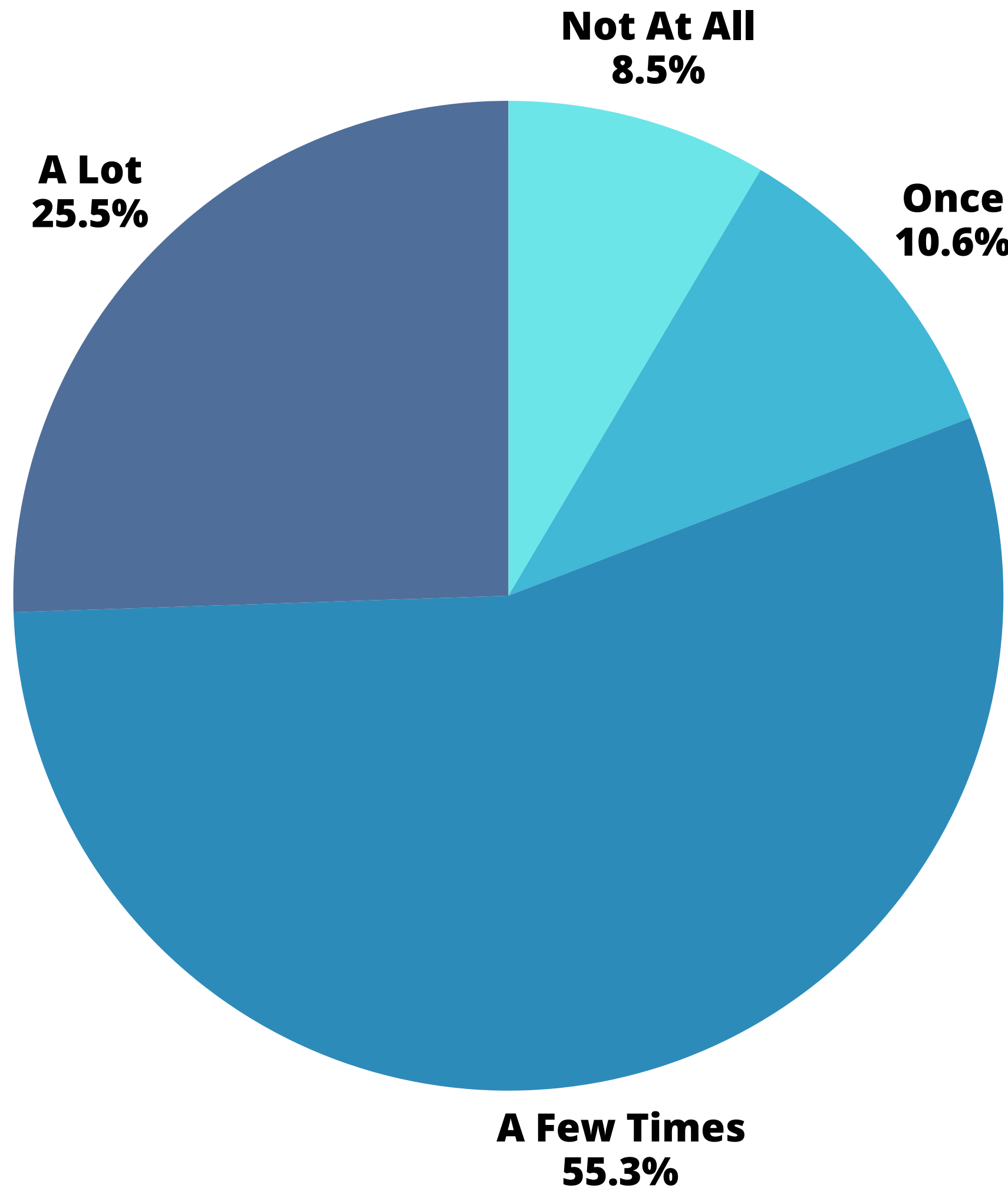
POINTS OF CONSIDERATION

- How much are parents/caregivers talking to their children about substance use?
 - What are common experiences around keeping children and teens from accessing substances?
- 

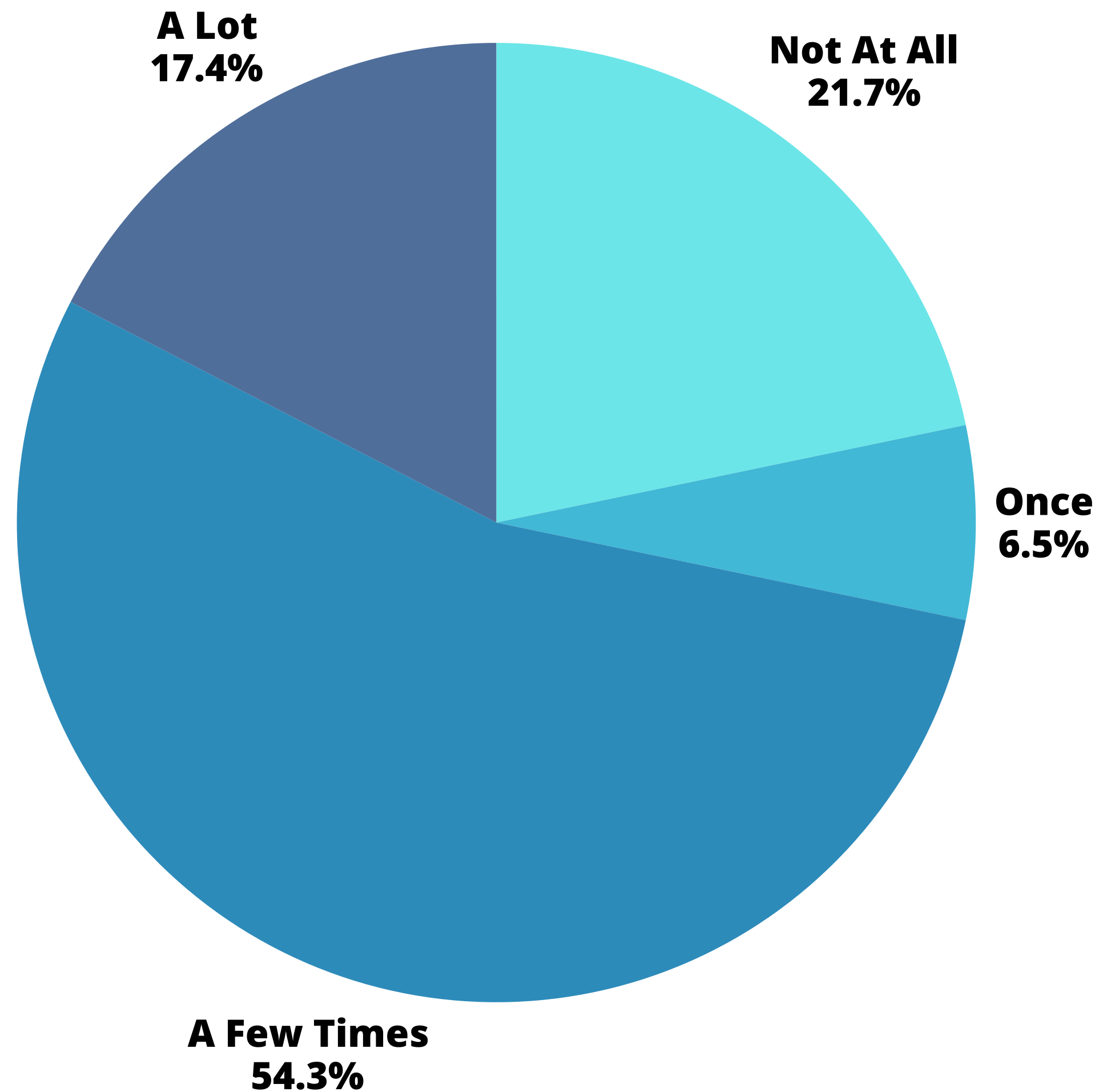
QUESTION: WHAT GRADE IS YOUR CHILD IN?



**QUESTION:
IN THE LAST 12 MONTHS,
HOW OFTEN HAVE YOU
TALKED WITH YOUR CHILD
ABOUT THE RISKS OF
ALCOHOL USE?**

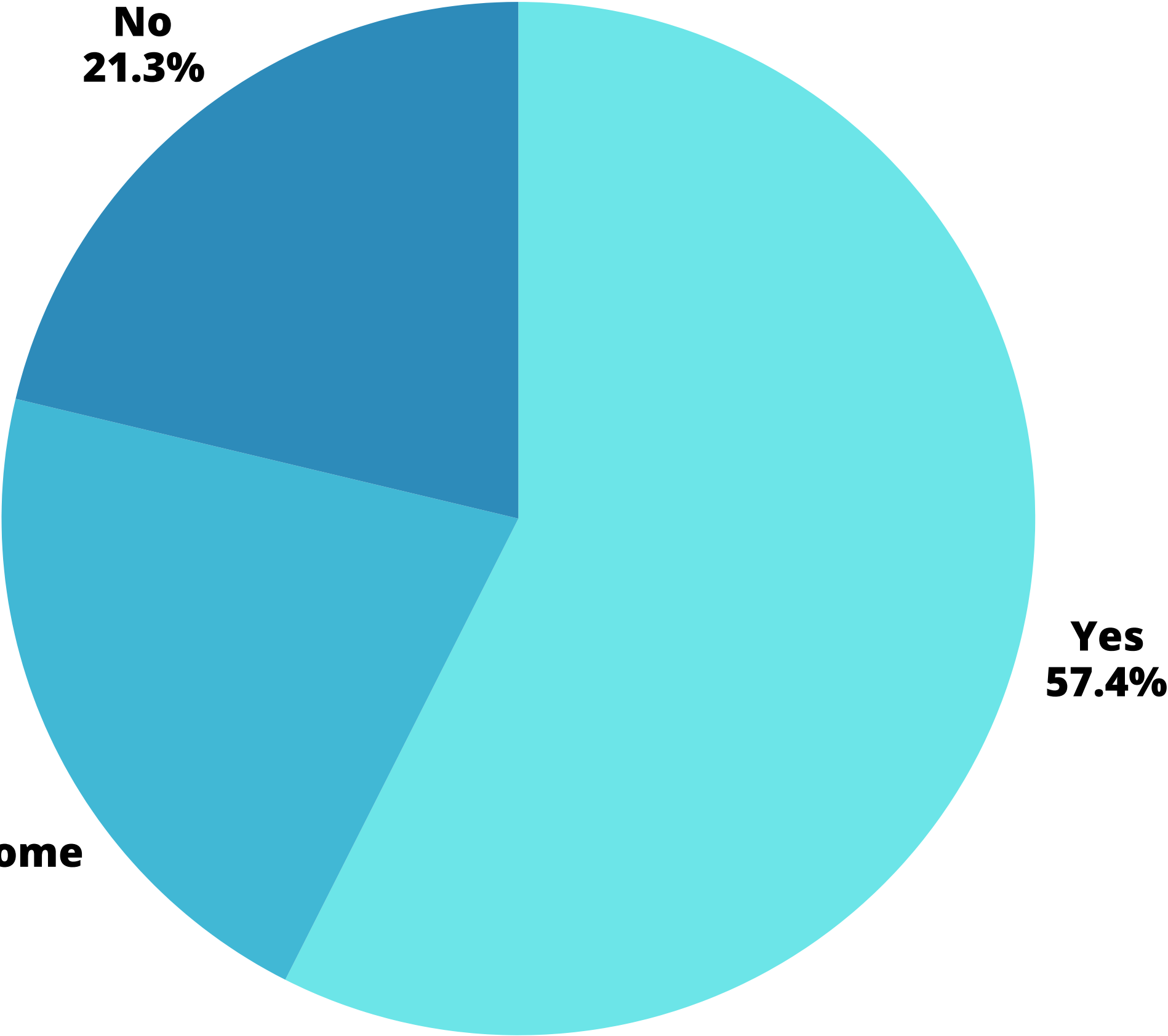


**QUESTION:
IN THE LAST 12 MONTHS,
HOW OFTEN HAVE YOU
TALKED WITH YOUR CHILD
ABOUT THE RISKS OF
CANNABIS USE?**



QUESTION:
DO YOU MAKE SURE YOUTH
CAN'T ACCESS ALCOHOL
IN YOUR HOME?

I Don't Have Alcohol in my Home
21.3%



QUESTION:
DO YOU MAKE SURE YOUTH
CAN'T ACCESS CANNABIS
IN YOUR HOME?

